


## Gin Ranging Guidelines

We've combined our experience and insights to produce a ranging guide that ensures you have both; a premium offering using the upsell ladder and a balanced range across the flavour profiles.







The guidelines are designed as a starting point to help you create the optimum gin range for your outlet.

To add interest to your gin range, new products are highlighted  and we've created a regional map to identify local products.



### Range Check

Ask your account manager about our ranging tool. Review your range, receive personalised recommendations and sell more gin.

Premium Wet Led		Flavour Profile					
Upsell Ladder		 Juniper	 Citrus	 Spiced	 Herbaceous	 Floral	 Fruit
Super-premium	5	●●●●●	●	●	●	●	●
Premium	3	●●●	●	●	○	○	●
Pouring	2	●●	●	○	○	○	●
<b>Total</b>		<b>10</b>	<b>3 or 4</b>	<b>2 or 3</b>	<b>1</b>	<b>1</b>	<b>3</b>